

Dragon Scale Gloves

Designed By Mysticklobo

Supplies:

100 grams of fingering weight yarn
Size 2mm needles or size to obtain gauge

Gauge: 7.5 sts/inch 10 rows/inch

Cast on 72 sts. Join, being careful not to twist the sts.

Knit 1" of k1, p1 ribbing

Knit 3 rows


Purl 1 row

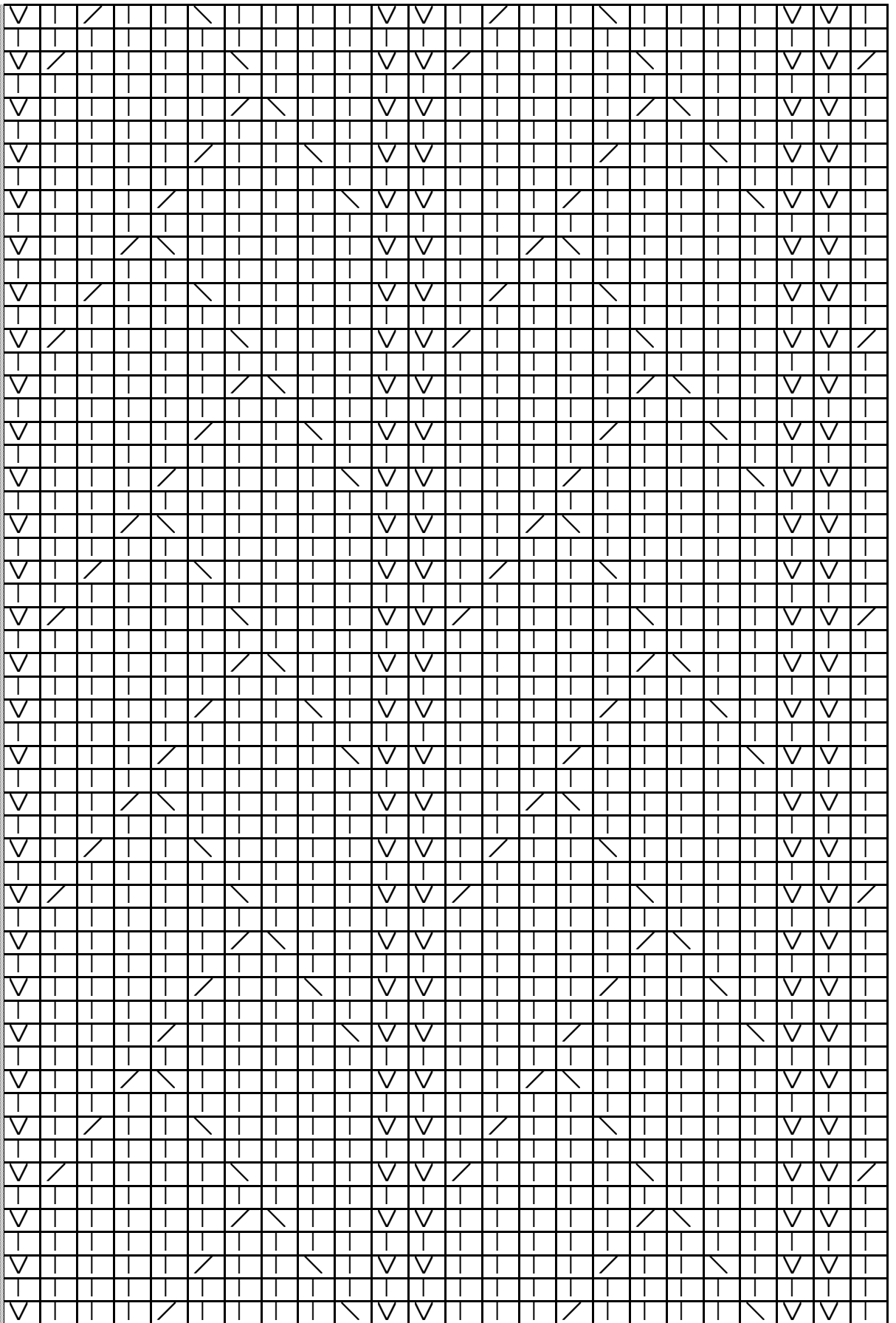
Start chart.




When finished with the chart, the fingers are done in stockinette, using 6 stitches from the palm needles and 9 stitches from the back of the hand and one made (for the first finger), then picked up for the rest. The thumb is done with the gusset stitches plus 3 stitches picked up from the thumb hole. Knit until the required length.

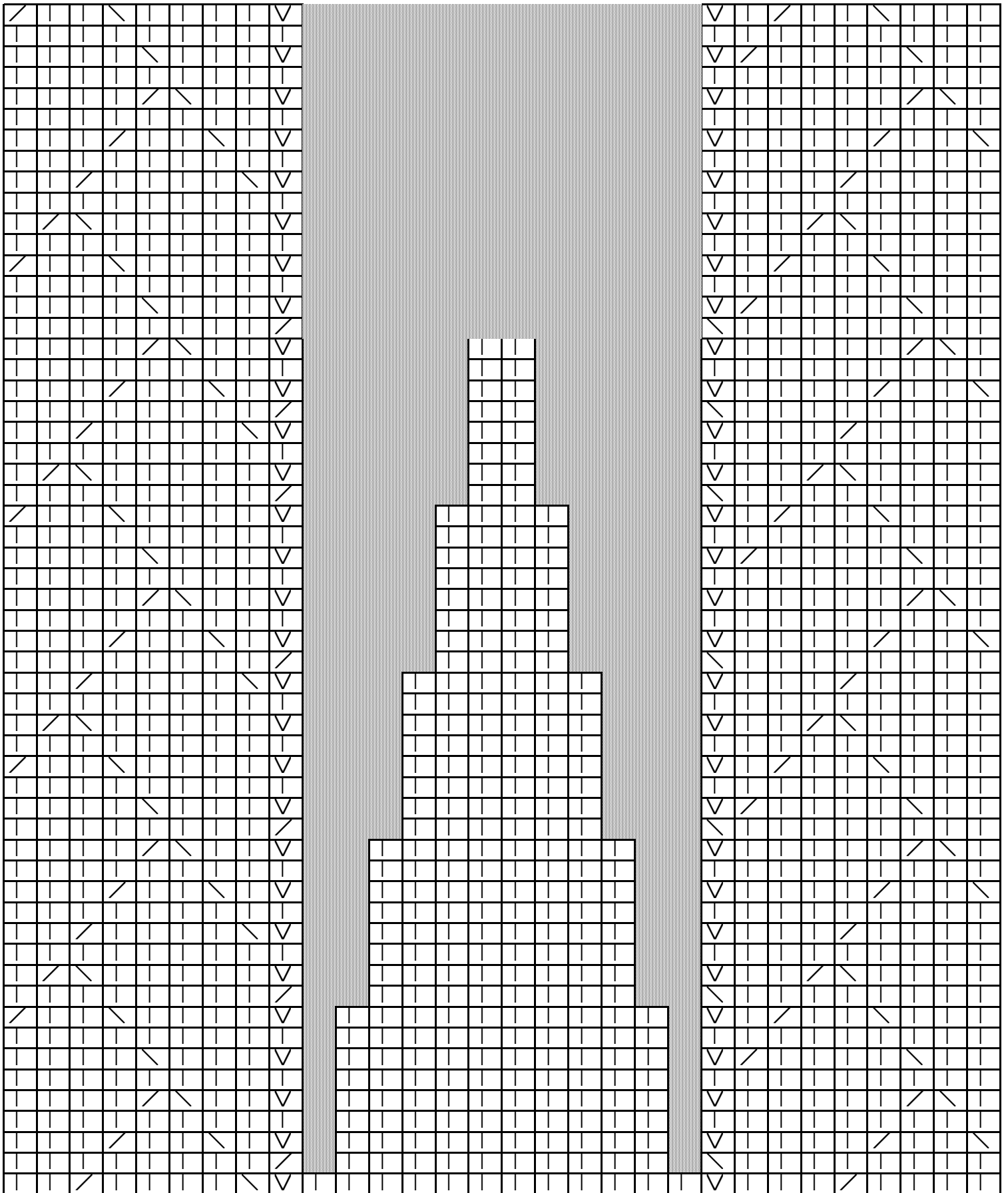



Chart Key:	
↗	k2tog
↘	slip 1, knit 1, pss0
∇	make one (reverse loop method)
	knit
■	no stitch











57
56
55
54
53
52
51
50
49
48
47
46
45
44
43
42
41
40
39
38
37
36
35
34
33
32
31
30
29
28
27
26
25
24
23
22
21
20
19
18
17
16
15
14
13
12
11
10
9
8
7
6
5
4
3
2
1